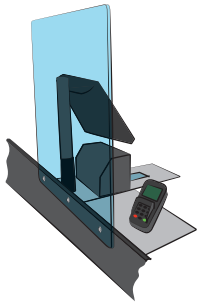




How to clean protective plexiglass sneeze guards



Cleaner & disinfectant products



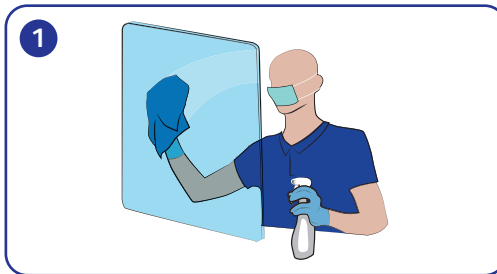
- Oxivir Excel
- Suma Chlorsan D10.4
- Sure Cleaner Disinfectant
- Suma Bac D10

Periodic product:

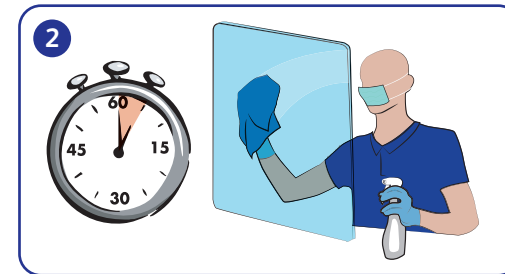


- TASKI Sprint Glass

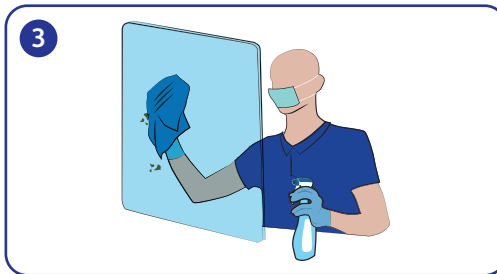
Using:



Wearing gloves, spray recommended cleaner/disinfectant on clean cloth and wipe surface. Allow to work.



If required: Leave to work for 5 min. Soak cloth with clean water and **rinse** surface. Leave to air dry.



Over time there may be some build up. Remove **periodically** using a glass cleaner.



Plexiglass and polycarbonate are sensitive materials. Please do not use any abrasive cleaning tools. Safe to use with clean microfibre cloth or TASKIKUM cloth.

 Use biocides safely. Always read the label and product information before use.

