



EVANS VANODINE LEISURE CLEANING GUIDE



1919

2019

100 YEARS

CONTENTS

3	Leisure Cleaning Introduction
4	Gym Equipment & Disinfection
5	Floors & Matting
6 - 8	Poolside & Wet Areas
9	Problem Solving
10	Toilet Cleaning
11	Hand, Hair & Body Care
12	Treatment Rooms
13	Laundry
14	Café, Restaurant & Bar
15	General Products / Evans Support

EVANS VANODINE INTERNATIONAL PLC

Brierley Road, Walton Summit, Preston, PR5 8AH, England.

tel: +44 (0)1772 322200

web: www.evansvanodine.co.uk

email: sales@evansvanodine.co.uk

export@evansvanodine.co.uk



LEISURE CLEANING INTRODUCTION

GOING FOR GOLD

Customer perception of cleanliness and hygiene is vital for the operational, social and financial success of a leisure centre. A clean environment ensures that customers are more likely to feel that the leisure centre is safe and well run. As a result, your customers will enjoy spending time there and be far more likely to return and spend money. This is especially important in the modern world, where reviews and recommendations are one of the leading factors in selecting a leisure centre to join.

GETTING IT RIGHT

Every area should be treated with the same level of care, from the swimming pool to the car park, as it all reflects on how a facility is run. For a hygiene programme to be truly successful, all employees should be well trained to recognise the standards expected and be willing to take part in maintaining a tidy, litter-free and clean environment.

CHOOSING THE RIGHT CLEANING PRODUCT

It is essential that the right products are chosen, for the right tasks, in the right areas. This guide has been produced to help eliminate guesswork and to help you decide on the best product for your task, avoiding wasted time, money and unnecessary impact on the environment.

OUR CERTIFICATIONS

Evans Vanodine has a vast amount of experience in manufacturing hygiene products to the exacting standards of our customers. Every product is formulated to be as efficient and safe to use as possible. Evans Vanodine is an **ISO 9001** and **ISO 14001** registered company and our microbiological laboratory is UKAS (United Kingdom Accreditation Service) accredited; Testing No. 1108. These certifications provide customers with confidence that we meet defined standards in research, manufacture and service.

LOW IMPACT ON THE ENVIRONMENT



Evans Vanodine has a unique system for identifying which products have a low impact on the environment called the WEIR System. The products in this brochure which achieve this certification are marked with a green tick. Please visit www.evansgreentick.com for further details.

HELP & ASSISTANCE

This guide is one in a series which has been produced to help users of Evans Vanodine products attain the best possible results. There are many different situations and circumstances that determine which products are the most suitable and we hope this guide is of benefit to you.

If you require any further assistance please contact your local Evans distributor or our sales department.



SAFETY INSTRUCTIONS & GENERAL ADVICE



- Always position caution signs when cleaning floors.
- Always read, understand and adhere to label instructions.
- Always wear personal protective equipment (PPE) when recommended.
- Always ensure adequate ventilation when using chemicals.
- Always ensure machinery is turned off or unplugged before cleaning.
- Always check cables, plugs and machinery for damage.
- Always add chemicals to water when making up a solution.
- Always ensure made up solutions in spray bottles are labelled correctly.
- Always replace cap on container and never leave any chemicals unattended.
- Always keep chemicals out of the reach of children.

GYM EQUIPMENT & DISINFECTION

HYGIENE IS KEY

Hygiene is very important in any environment but especially in a gymnasium or leisure centre, as there are plenty of opportunities where cross-contamination could occur. Establishing an effective cleaning programme minimises bacteria which collect on exercise equipment.

Always ensure gym equipment is wiped down on a regular basis, preferably in-between usage. Consider providing client access to cleaning materials so they can wipe down the apparatus themselves if required, this can be both an effective and practical solution.

We recommend using a disinfectant cleaner which passes European Test Method; EN 1276, such as *Protect RTU* or *Safe Zone Plus*, to ensure bacteria and dirt are removed and the equipment is left effectively sanitised.

PROTECT™

Bactericidal disinfectant cleaner



- Concentrated, perfumed, disinfectant cleaner.
- Removes soiling from fitness equipment, seats, handles, lockers and other hand touch areas.
- Suitable on all washable surfaces.
- Passes EN 1276; kills bacteria in 30 seconds at a dilution 1:25 under dirty conditions.

Protect RTU (750 ml) - Ready-to-use spray bottle.

Protect (5 litre) - Concentrate product to be diluted.

SAFE ZONE™ PLUS

Virucidal disinfectant cleaner



- Ready-to-use, unperfumed disinfectant cleaner.
- Has a broad spectrum activity against viruses, bacteria, fungi and spores.
- Provides a high level of disinfection.
- Passes European Test Methods; EN 1276, EN 13704, EN 13624, EN 13697, EN 13727, EN 14476, EN 14561, EN 14562 and EN 1650.



GENERAL DISINFECTION

(frequent/daily use)

FITNESS EQUIPMENT, HANDLES, SEATS, LOCKERS OR ANY HAND CONTACT SURFACES

- **Protect**

Dilute *Protect* 1:25 with hot water or use *Protect RTU / Safe Zone Plus*.

- 1 Apply solution to surface, leave for at least 30 seconds, then wipe with a clean cloth.
- 2 Leave to air dry.



PERIODIC DISINFECTION

(deep clean or when specifically indicated e.g during influenza outbreaks)

FITNESS EQUIPMENT, HANDLES, SEATS, LOCKERS OR ANY HAND CONTACT SURFACES

- **Protect** or ● **Safe Zone Plus**

Dilute *Protect* 1:25 with hot water or use *Protect RTU / Safe Zone Plus*.


- 1 Apply solution to surface, leave for at least 5 minutes, then wipe with a clean cloth.
- 2 Leave to air dry.

See page 9 for accidents and spills.

Safe Zone Plus is proven to kill:
Norovirus, MRSA, influenza A, poliovirus, C. difficile spores, and candida.

INFECTION CONTROL

If there is a potential outbreak, it is essential to follow a strict infection control programme. Any bodily fluid spill should also be treated as a potential outbreak. Close off the affected area as soon as possible (to limit potential spread of infection) and ensure cleaning staff are wearing the correct protective clothing and equipment (PPE) for the job.



FLOORS & MATTING

VERSATILE™

Hard surface alkali cleaner



5L

- Quick-acting all-purpose cleaner.
- Removes stubborn stains and general soiling.
- Suitable for use on all washable surfaces.
- Contains a fresh floral fragrance.
- Suitable for damp mopping or spray cleaning in conjunction with a high speed floor machine.
- Approved for use on Altro and Polyflor flooring.

HIGH CLASS™

Neutral hard surface cleaner



5L

- For cleaning all hard surfaces including vinyl, rubber, paintwork, glass and mirrors.
- Ideal for cleaning polished floors such as gymnasiums without dulling the gloss.
- Leaves a clean, fresh orange fragrance.
- Suitable for damp mopping or spray cleaning in conjunction with a high speed floor machine.
- Approved for use on Altro and Polyflor flooring.

LOW FOAM – LIGHT

Neutral multi-surface cleaner



5L

- Low-foam, neutral formulation for use in scrubber dryer machines.
- Removes light and general soiling.
- Highly recommended for cleaning rubber matting, marble, terrazzo and polished floors.
- Unperfumed, suitable in food preparation areas.
- Also suitable for mopping floors.

DAMP MOPPING

GENERAL CLEANING

- *Versatile*

Routine cleaning - dilute 1:100 with warm water.
Heavy soiling - dilute 1:25 with warm water.

Mop or wipe surface.

LIGHT CLEANING

- *High Class*

Dilute High Class 1:200 with hot water

Mop or wipe surface.

SPRAY CLEANING

IN CONJUNCTION WITH A FLOOR MACHINE

- *Versatile* or ● *High Class*

Dilute *Versatile* or *High Class* 1:50 with cold water in a spray bottle.

- 1 Sweep floor.
- 2 Spray a fine mist onto floor and spray clean using a high speed floor machine and red floor pad.
- 3 If required, dry burnish with a white floor pad to achieve a sheen.

SCRUBBER DRYER MACHINES

GENERAL CLEANING

- *Low Foam – Light*

Fill the solution tank in the combination scrubber dryer with warm water and add 1-2% of *Low Foam – Light*.

- 1 The automatic machine will simultaneously scrub the floor and vacuum the soiled water into the recovery tank.
- 2 For very heavily soiled floors make the first pass of the machine without utilising the vacuum, to allow the chemical to have a longer contact time in order to help lift the dirt.
- 3 On the second pass, switch on the vacuum, scrub floor and recover soiling as usual.



POOLSIDE & WET AREAS

POOLSIDE CLEANERS

The first stage in any poolside cleaning plan should be grease and soil removal. Alkaline products are ideal for this purpose.

In large areas, the use of *Low Foam – Heavy* in conjunction with a scrubber dryer floor machine fitted with a suitable scrubbing brush will be ideal for removing heavy grease and soil.

For smaller areas, the use of a deck scrub in conjunction with *Rubicon* will produce a foam which helps to lift soil and clean the floor surfaces. However *Low Foam – Heavy* can also be used in conjunction with a deck scrub if required.

RUBICON® Citrus cleaner degreaser



5L

- Ideal for use as a heavy-duty, poolside cleaner.
- Alkali formulation quickly removes body fat, heavy soil and grease.
- Suitable for various cleaning tasks around the leisure centre.
- Leaves a clean fresh fragrance.
- Suitable for all washable floors including quarry and ceramic tiles, vinyl, concrete and stone.

LOW FOAM – HEAVY Alkaline multi-surface cleaner



5L

- For use with a scrubber dryer combination floor machine.
- Removes heavy soil with one pass of the machine.
- Ideal for use on all quarry and ceramic tile floors.
- Unperfumed and low foaming.
- Also suitable for cleaning badly soiled floors with a deck scrub.

LIMESCALE REMOVERS

As limescale builds up, not only can it make an area unsightly, it can make cleaning more difficult and allow bacteria to multiply. An acidic product is ideal for removing limescale deposits on ceramic floor or wall tiles.

In hard water areas, especially when dealing with heavy limescale, we recommend the use of *Hi-Phos*.

Clean Fast passes European test methods as a disinfectant but is also suitable for limescale removal in areas with soft to medium water hardness.

Limescale removal should only be done once the area is closed off from the public.

HI-PHOS™ Heavy-duty cleaner descaler



5L

1L

- Powerful, high-strength acidic formulation.
- Ideal for use as a poolside cleaner and descaler.
- Removes heavy limescale and body fat from porcelain, stainless steel, chrome, pool ladder handles, ceramic and quarry tiles.
- Effective in all water conditions especially hard water areas.
- Low impact on the environment.

CLEAN FAST® Heavy-duty washroom cleaner



5L

750ml

- Multi-surface bactericidal cleaner.
- Removes limescale, body fat, grease and stubborn soil from surfaces.
- Kills bacteria; passes EN 1276.
- For use on porcelain, stainless steel, chrome, pool ladder handles, ceramic and quarry tiles.
- Low impact on the environment.



CLEANING AROUND POOLS

Wherever people walk barefoot, such as in changing rooms, shower areas or poolside, there is always a risk of slipping.

An effective cleaning system, using the correct chemicals, to remove body fat and grease will help to reduce the risk of slips and make areas safe to walk.

Cleaning the poolside area can be difficult as cleaning chemicals can cause problems, with the water balance, which may affect the automatic controls, give false testing results and cause problematic chemical reactions. Avoid letting cleaning chemicals enter the pool water.



MACHINE FLOOR CLEANING

USING A SCRUBBER DRYER

- *Low Foam – Heavy*

Low Foam – Light may also be suitable, depending on level of soiling.

Add to solution tank at 1-2% with warm water.

- 1 Make the first pass of the machine without using the vacuum to allow the solution to have a longer contact time, up to 5 minutes. This helps to lift the soil.
- 2 On the second pass of the machine, switch on the vacuum, scrub the floor and recover the soiling as normal.



MANUAL FLOOR CLEANING


USING A DECK SCRUB

- *Rubicon* or ● *Low Foam – Heavy*

Low Foam – Light may also be suitable, depending on level of soiling.

Dilute 1:100 with hot water (increase dilution for heavy soil).

- 1 Apply solution and leave for up to 5 minutes.
- 2 Use a deck scrub to agitate the surface.
- 3 Rinse with clean water and remove the dirty solution with floor squeegee towards a drain point or use a wet pick-up machine.
- 4 Allow to air dry.



POOLSIDE AREAS

LIMESCALE REMOVAL OF TILED AREAS


- *Hi-Phos* or ● *Clean Fast*

Dilute *Hi-Phos* at 1:50 or *Clean Fast* at 1:10 with warm water (increase dilution for heavy soil).

- 1 Apply solution and leave for up to 5 minutes.
- 2 Use a deck scrub to agitate the surface.
- 3 Rinse with clean water and remove the dirty solution with floor squeegee towards a drain point or use a wet pick-up machine.
- 4 Allow to air dry.

DECK LEVEL CHANNELS

Channels and drains around the pool should be cleaned on a weekly basis, by flushing with chlorinated water. The channel grating should be scrubbed with a deck scrub.



SWIMMING POOL

WATER LINE


- *Clean Fast*

Deposits of soil just below the water line of the pool should be cleaned off on a regular basis, while the pool is closed.

- 1 Remove any debris from the pool.
- 2 Use a pool brush to clean the sides, ladders and steps into the pool.
- 3 If the soil or limescale is difficult to remove, it may be necessary to clean with a scouring pad and a small amount of undiluted *Clean Fast* (take care to minimise the amount of chemical entering the pool water).

POOL COVERS AND LANE SEPARATORS

Check on a regular basis for contamination and clean with chlorinated pool water and a stiff brush.



POINTS TO REMEMBER

SKIN INFECTIONS

It is important to keep floors clean where people walk barefoot, to avoid skin infections such as warts, verrucas and athlete's foot.

SURFACES

Limescale builds up when water dries on a surface. Keeping floors as dry as possible using a floor squeegee or suitable mopping system will help reduce limescale.

In hard water areas *Hi-Phos* can be used on alternate days from *Rubicon* or *Low Foam – Heavy*. In softer water areas it may only be necessary to use *Hi-Phos* or *Clean Fast* once a week.

POOLSIDE & WET AREAS

SPA POOLS

POOL INTERIOR

- *Hi-Phos* or ● *Clean Fast*

Dilute *Hi-Phos* at 1:50 or *Clean Fast* at 1:10 with warm water (increase dilution for heavy soil).

- 1 Drain the Spa Pool.
- 2 Wipe walls and top ledge of pool with solution using a scouring pad, stiff brush or deck scrub.
- 3 Mop solution onto floor of pool and leave for 5 min.
- 4 Agitate the surface with a deck scrub.
- 5 Low pressure wash the walls and floors with clean water to rinse all the solution away.
- 6 Drain to waste before refilling pool.

Filters should be backwashed at least once a week, or after the water circulation has stopped and before the pool is re-opened. Backwashing must not take place when the pool is being used. Ideally carry out at the end of the day. Follow manufacturer's instructions.




STEAM ROOMS

CERAMIC FLOOR, WALLS AND SEATS

- *Hi-Phos* or ● *Clean Fast*

Dilute *Hi-Phos* at 1:50 or *Clean Fast* at 1:10 with warm water (increase dilution for heavy soil).

- 1 Turn off any power supply to the steam room.
- 2 Wipe seats and walls with product solution and a clean cloth.
- 3 Mop solution onto floor and leave for 5 minutes.
- 4 Use a deck scrub to agitate the floor surface.
- 5 Rinse walls, seats and floor using a low pressure washer and clean water.
- 6 Leave the steam room door open to air dry.



SAUNAS

CERAMIC FLOOR TILES

- *Hi-Phos* or ● *Clean Fast*

Dilute *Hi-Phos* at 1:50 or *Clean Fast* at 1:10 with warm water (increase dilution for heavy soil).

- 1 Turn off any power supply to the sauna.
- 2 Mop solution onto floor and leave for 5 minutes.
- 3 Use a deck scrub to agitate the floor surface
- 4 Rinse with clean water using a low pressure washer.
- 5 Leave the sauna door open to air dry.

WOODEN SEAT AND WALLS

- *High Class* (page 5)

Dilute 1:200 with hot water.

- 1 Wipe seats and walls with solution using a clean cloth.
- 2 Rinse with clean water and leave to air dry.



SHOWERS AND WASHROOMS

WASHBASINS & SHOWER CUBICLES

- *Clean Fast*

- 1 Spray onto surface, leave for 30 seconds.
- 2 Agitate and wipe with a clean damp cloth.


SHOWER HEAD DESCALING & DISINFECTING

- *Clean Fast*

Dilute 1:4 with warm water.

- 1 Dismantle the shower head and place in the solution of *Clean Fast*, to soak for 30 minutes.
- 2 Agitation with a nylon brush may be necessary to remove heavy soil and limescale.
- 3 Rinse with clean water and replace shower head.

Showerheads should be soaked, for five minutes, in *Clean Fast* diluted at 1:50 with warm water, every three months, to kill bacteria including Legionella.



PROBLEM SOLVING

CYCLONE SPRAY

Spray with bleach



750ml

- Powerful and effective blend of detergent and hypochlorite.
- Quickly removes mould, mildew, soap scum and general stains from a wide variety of surfaces.
- Ideal for use on grout in washrooms, kitchens and other tiled areas.
- Ready-to-use formulation.
- Independently tested to prove suitable for use on a variety of surfaces.

SINK & DRAIN CLEAR

Emulsifies grease and fat



2.5l

- Powerful liquid which clears grease, fat and food deposits in drains, gulleys and waste outlet pipes.
- Formulated to work quickly and efficiently to keep drains free flowing.
- Maintains drains to reduce build-ups and blockages, avoiding expensive call out charges.
- Helps to overcome and control malodours.

TRIDENT

Sanitising powder



5kg

500g

- Multi-purpose blue sanitising powder.
- Removes stubborn stains from food preparation areas, kitchen equipment, floors and walls.
- Provides up to 10,000 ppm available chlorine for use in high risk areas.
- Also ideal for soaking mops and cloths.

MOULD AND MILDEW

SINKS AND SHOWERS

- *Cyclone Spray*

- 1 Spray onto surface or grout from a distance of approximately 15-25 cm.
- 2 Leave up to 5 minutes.
- 3 Wipe with a clean cloth.
- 4 Rinse thoroughly.

Safe for use on: chromium, PVC, stainless steel, rubber and silicone seals, acrylic sanitary ware, enamelled plate, white grouting, ceramic toilets, ceramic wash basins and glazed sanitary ware tiles.

DRAINS

SINKS AND DRAIN MAINTENANCE

- *Sink & Drain Clear*

- 1 Wear appropriate safety wear.
- 2 Pour 250 ml *Sink & Drain Clear* into drain or sink, once or twice a week.
- 3 If the sink or drain is blocked, or if the water is slow to drain, pour 500 ml *Sink & Drain Clear* slowly into the drain.
- 4 Allow 20 minutes for the blockage to clear. **DO NOT LEAVE AREA UNATTENDED.**
- 5 Flush the drain or sink thoroughly with hot water.

AFTER USING SINK & DRAIN CLEAR DO NOT USE A PLUNGER AS PRODUCT MAY STILL BE PRESENT IN THE OUTLET PIPE OR DRAIN.

ACCIDENTS AND SPILLS

BLOOD, FAECES, VOMIT AND BODILY FLUIDS

- *Trident* and ● *Safe Zone Plus* (page 4)

- 1 Wear recommended disposable safety wear.
- 2 Remove gross soiling using paper towels and place in waste bag and dispose of appropriately.
- 3 a Sprinkle *Trident* onto spillage area and cover with paper towels.
b Alternatively, cover spillage area with paper towels and soak with *Safe Zone Plus* or a 4% solution of *Trident* (40 g per 1 litre warm water).
- 4 Leave for 5 minutes.
- 5 Clear away paper towels, place in waste bag and dispose of appropriately.
- 6 Apply *Safe Zone Plus* or a 4% solution of *Trident* to spillage area and leave for a further 5 minutes.
- 7 Rinse with clean water until area is visibly clear.
- 8 Dispose of safety wear.

ALWAYS USE DISPOSABLE CLOTHS AND MOPS.



POINTS TO REMEMBER

It is not unusual for swimmers to vomit small amounts, especially after swallowing pool water or overexertion. Any small discharge in the pool water will be quickly dispersed and any pathogens will be killed by the chlorine.

Any spill of blood, faeces, vomit and bodily fluids should not be washed into the pool or drain, but should be cleaned up immediately, as directed above.

A spill kit should be available for blood spills.

Care should be taken to avoid mixing any chlorine-based products (such as the three products on this page) with other products (especially acids such as Hi-Phos or Clean Fast) as this may release toxic gas.

TOILET CLEANING

EVERFRESH™

Apple / Pot Pourri toilet cleaners



5L 1L

- For daily cleaning of toilets and urinals.
- Neutral pH.
- Suitable for use on porcelain, stainless steel, plastic, vitreous enamel, chrome and all washable hard surfaces.
- Available with a green apple or pot pourri perfume.
- **Pot Pourri** - Low impact on the environment.

E-PHOS™

Perfumed cleaner sanitiser



5L 1L

- Thickened, perfumed, acidic toilet cleaner.
- Removes limescale, body fat and general soil.
- Clings to surfaces for better cleaning action.
- Suitable for cleaning porcelain, stainless steel, sanitary ware, showers and tiled surfaces.
- Kills bacteria; **passes EN 1276**.

HI-PHOS™

Heavy-duty cleaner & descaler




5L 1L

- Heavy-duty toilet and washroom cleaner with a clinical fragrance.
- Quick and effective action, removes heavy limescale, soil and body fat.
- Clings to vertical surfaces for better cleaning.
- Suitable on porcelain and stainless steel.
- Low impact on the environment.

CHOOSING THE RIGHT TOILET CLEANER

Benefits & Features		Surface		Water		Usage		
		Porcelain	Stainless Steel	Soft - Medium	Medium - Hard	Light	Medium	Heavy
<ul style="list-style-type: none"> ■ Angled neck for cleaning under the rim. ■ Finger grip recess for easier handling. ■ Child resistant cap. 								
EVERFRESH™ APPLE / POT POURRI	pH 7	✓	✓	✓		✓		
E-PHOS™	pH 2	✓	✓	✓	✓	✓	✓	
HI-PHOS™	pH 1	✓	✓		✓		✓	✓
VANOSOLVE™	pH 1	✓			✓			✓

pH EXPLANATION



- pH is a measure, on a scale from 0 - 14.
- **Acidic** solutions have a pH less than 7, **Alkaline** solutions have a pH greater than 7.
- Toilet cleaning products are usually **acidic**, as they are required to dissolve limescale.
- Products described as **neutral** are less hazardous.

VANOSOLVE™

Hydrochloric acid maintenance descaler



1L

- Powerful, unperfumed, heavy-duty, acid-based toilet maintenance descaler.
- For periodic maintenance and heavy descaling of porcelain toilets and urinals.
- Suitable for washrooms which have very heavy use or problem soils.
- Ideal in hard water areas.

1066 CONQUEROR®

Deodorant toilet blocks - Non-PDCB



3kg

- Highly perfumed, detergent-based toilet blocks.
- For use in urinals and channels.
- Water soluble formulation.
- Citrus perfume lasts the life of the block.
- Each block weighs approximately 20 g.



HAND, HAIR & BODY CARE

SKIN CARE COLLECTION

Hand, hair and body washes



5l 500ml

- Range of high quality hand, hair and body washes.
- Neutral pH and added moisturisers; kind to skin and helps prevent dryness.
- Available in 500 ml, 1 litre dispenser cartridges or 5 litre for bulk refill.

Pink Pearl - Pearlescent liquid with rose, gardenia and cedar, floral fragrance.
Ocean Blue - Clear liquid with contemporary sea mineral fragrance.
Luxury Silk ✓ - Luxury pearlescent liquid with blend of rose and ylang ylang.
Orchard Fresh - Clear liquid with grapefruit, mandarin and apple fragrance.
Citrus Foam - Foaming hand wash with crisp, fresh, citrus fragrance.

HAND LOTION

Moisturiser with shea butter



500ml

- High-grade hand lotion with shea butter.
- Absorbs easily into the skin.
- Fragrant blend of bergamot, lemon, jasmine and rose leaf.



HANDSAN™

70% alcohol-based hand rub



500ml

- Highly effective hand sanitiser with added moisturiser.
- Evaporates from hands without leaving a residue.
- Kills bacteria; passes EN 1500, EN 13727 and also EN 1276 with a 30 second contact time.
- Suitable in both customer and staff areas.

EVOLVE SOAP DISPENSER

Wall mounted dispenser



- Modern, strong, durable and lockable design.
- Ergonomic design to minimise dirt traps.
- Available for use with a liquid or foam soap.
- Choice of dispensing systems: either bulk fill or pre-filled cartridge.
- Cartridges available for:
Ocean Blue, Citrus Foam and Handsan.

STAINLESS STEEL BRACKETS

Single or twin bracket




- Custom made wall brackets with locking system.
- Designed and produced exclusively for our 500ml round bottles.
- Easy to re-load.
- A modern stylish design to compliment any existing fittings.

WASHROOMS & CHANGING AREAS

Washrooms and changing rooms can make or break a customer's experience on your premises. A dirty environment can quickly turn customers away.

All surfaces should be clean and equipment in good working order. Fixture and fitting quality and condition is also vital. Paper towel and soap dispensers should be well stocked in order to meet the demands of a busy leisure centre and gymnasium.

Customers also come into contact with surfaces on the inside and outside of lockers where outside clothing and shoes get stored. It is also important to clean and disinfect both the inside and outside of lockers with a product such as *Protect* (page 4).



TREATMENT ROOMS

PROTECT™

Bactericidal disinfectant cleaner



5L 750ml

- Concentrated, perfumed, disinfectant cleaner.
- Ideal for removing general soiling from work stations, salon chairs and other hard washable surfaces.
- Leaves a clean, fresh fragrance.
- Passes EN 1276; kills bacteria in 30 seconds at a dilution rate of 1:25 under dirty conditions.
- 750 ml trigger spray is a ready-to-use formulation.

SAFE ZONE™ PLUS

Virucidal disinfectant cleaner



5L 750ml

- Ready-to-use, unperfumed disinfectant cleaner.
- Cleans work stations, PVC, vinyl chairs, couches, bins and or anywhere that cross-contamination can occur.
- Has a broad spectrum activity against viruses, bacteria, fungi and spores.
- Passes EN 1276, EN 13704, EN 13624, EN 13697, EN 13727, EN 14476, EN 14561, EN 14562 and EN 1650.

HANDSAN™

70% alcohol-based hand rub



500ml

- Highly effective hand sanitiser with added moisturiser.
- Suitable for use before, in-between and after clients.
- Evaporates from hands without leaving a residue.
- Ideal where cross-contamination is possible.
- Kills bacteria; passes EN 1500, EN 13727 and also EN 1276 with a 30 second contact time.

SALON HYGIENE

Protect your clients, staff and your reputation by ensuring cleanliness within the salon is of the highest standards. Salons that provide personal services, such as manicures, pedicures, hair dressing, waxing, massage and facial treatments, are required by law to maintain a clean environment for their clients, to prevent outbreaks of bacterial skin conditions and other communicable diseases.

HANDS

Hands must be washed regularly and an alcohol-based hand sanitiser may also be used between clients. Clean towels and manicure mats should be used for each client and any tools that cannot be disinfected should be disposed of after a single use.

FLOORS

Floors must be swept regularly to remove debris in-between clients and mopped, on a daily basis, using *High Class* (page 5) or *Versatile* (page 5).

SALON CHAIRS & COUCHES

Surface disinfectants containing alcohol should be avoided as, furniture coverings (commonly PVC or vinyl) can become brittle and prone to cracking.

WORK SURFACES

Keeping the work surface clean not only helps to prevent the risk of cross-contamination but also keeps the salon looking well kept, inviting and professional. The use of a disinfectant cleaner is recommended for cleaning the surface in-between each client.

SPLILT WAX & MASSAGE OIL

Wax and oil spillages can be difficult to remove from hard surfaces and can create a slip hazard. Always remove as much spilt wax as possible, before it hardens. Remove as much oil as possible by absorbing with a disposable cloth or paper towel. Emulsify the remainder by wiping or mopping with a solution of *Rubicon* (page 6) at a dilution of 1:25 with hot water. To avoid blockages, massage oil and hot wax must never be poured down the drain.



LAUNDRY

SEARCH®

Bio and Non-bio laundry powder



8.1kg

- High strength, premium laundry powder.
- Low foam and phosphate free.
- Brilliant cleaning action, removes heavy stains at low temperatures.
- Up to 100 washes.

Bio - Contains enzymes for superior stain removal.
Non-bio - More suitable for sensitive skin.

SEARCH®

Laundry Liquid



5l

- High-strength and phosphate free.
- Removes stains, soil and odours.
- Blended detergents and optical brighteners provide brilliant results.
- For use in all automatic and on-premise laundry machines.

SEARCH®

Fabric Conditioner



5l

- Softens and freshens fabric.
- Highly perfumed; makes clothes, bed linen and towels pleasant to use.
- Reduces static and leaves cottons and polyester less creased and easier to iron.
- For use in all automatic and on-premise laundry machines.

ONE3FIVE

Bio and Non-bio laundry powder



10kg

- Low foam and phosphate free.
- Contains coloursafe oxygen bleaching agents.
- Outstanding cleaning, even at low temperatures.
- Easy flow powder.
- Up to 135 washes.

Bio - Contains enzymes for superior stain removal.
Non-bio - More suitable for sensitive skin.

CRUSADER

Industrial/Professional Laundry Range



10L

20L

10kg

- Developed for use in on-premise laundry installations.
- Outstanding performance in all temperatures and water conditions.
- Suitable for both white and coloured fabrics.

Laundry Liquid - Contains a blend of detergents, optical brighteners and perfume.

Fabric Conditioner - Leaves clothes, bed linen and towels soft and fresh.

Oxy Destainer - Removes stains and maintains whiteness and colour brightness without damaging fabric.

Oxy Powder - Add to the main wash cycle to remove heavy stains or use for pre-soaking heavy stains.

TOWELS

All towels and robes should be clean, fresh and immaculately laundered. The presentation of the towels and robes enhances the spa experience. The towels not only need to be pleasing to the eye; they also need to feel soft to the skin.

THERMAL DISINFECTION

In order to disinfect fabrics, use a wash cycle of 10 min at 65°C, or 3 min at 71°C.

CAFÉ, RESTAURANT & BAR

EST-EEM®

Cleaner sanitiser



5l 750ml

- Multi-purpose, unperfumed concentrated cleaner and disinfectant.
- Formulated especially for the food and catering industry.
- Suitable for use on all food contact surfaces.
- Removes soil and kills bacteria in one operation.
- Passes **EN 1276** with a 30 second contact time.
- Available in a ready-to-use 750 ml spray bottle.
- Low impact on the environment.

LIFT®

Heavy-duty cleaner degreaser



5l 750ml

- Powerful, concentrated, multi-purpose cleaner and heavy-duty degreaser.
- Easily removes fat, grease, oil and ingrained soiling.
- Unperfumed and non-tainting, ideal wherever food is handled, prepared or served.
- For use on all washable surfaces.
- Available in a ready-to-use 750 ml spray bottle.
- Low impact on the environment.

Q'SOL™ & Q'DET™

Washing up liquids



5l 1l

- High-strength detergents for the manual cleaning of crockery, glassware and kitchen utensils and optics.
 - Produce a rich, high foam.
 - Contain excellent grease removal properties.
 - Effective in all water conditions.
 - High dilution rate for better economy in use.
- Q'sol** - Perfumed
Q'det - Unperfumed - Low impact on the environment.

AUTOMATIC RANGE

Dishwash, Glasswash and Rinse Aid



5l

- A choice of low-foam detergents and rinse aids, available for specific water hardness areas.

Dishwash - Cuts through grease and dirt to leave crockery and utensils completely clean.

Glasswash - Removes general soiling, leaving drinking glasses clean and bright.

Rinse Aid - Promotes rapid, spotless drying of glassware, crockery, cutlery and utensils.

OVEN CLEANER

Thickened heavy-duty cleaner



5l 750ml

- Powerful and very effective foaming formulation.
- Thickened; clings to surfaces.
- Increased contact time for better cleaning.
- Removes carbon and baked on and burnt grease.
- Suitable for the interior of enamelled ovens, enamelled surfaces, griddles and cast iron hobs.

BEERLINE

Pipeline cleaners



5l

- Effective, non-tainting, beer pipeline cleaner.
- Formulated using a concentrated blend of alkali and hypochlorite to rapidly remove yeast, protein and residue from the dispensing system.
- For use through hand pump systems or pressurised keg beer lines.



GENERAL PRODUCTS

CLEAR™

Window and glass cleaner



5l 750ml

- Extremely efficient, alcohol-based window, glass, mirror and stainless steel cleaner.
- Quickly removes grime, leaving a sparkling streak free finish.
- Ideal for cleaning stainless steel hand rails and removing finger marks from the surrounds of lifts.
- Easy to use, spray on, wipe off.

L.S.P. & E.S.P.

Multi-surface polishes



750ml 400ml

- Highly effective, multi-surface polishes.
 - Removes dust, soils and finger marks from furniture and surfaces.
 - Leaves a deep long-lasting shine and a fresh lemon fragrance.
 - Contains anti-static properties.
- L.S.P.** - available in a 5 litre for extra economy.

FRESH / FRESH AEROSOL

Air fresheners



- Highly perfumed and long lasting air fresheners and odour neutralisers:
- Liquid** - available in 750 ml spray or 5 litre. Suitable for spraying into the air and mopping floors. Wild berry fragrance.
- Aerosol** - available in 400 ml aerosol cans. Dry formulation, for spraying into the air and spraying fabrics, curtains and upholstery. Choice of Apple or Wild Berries fragrance.

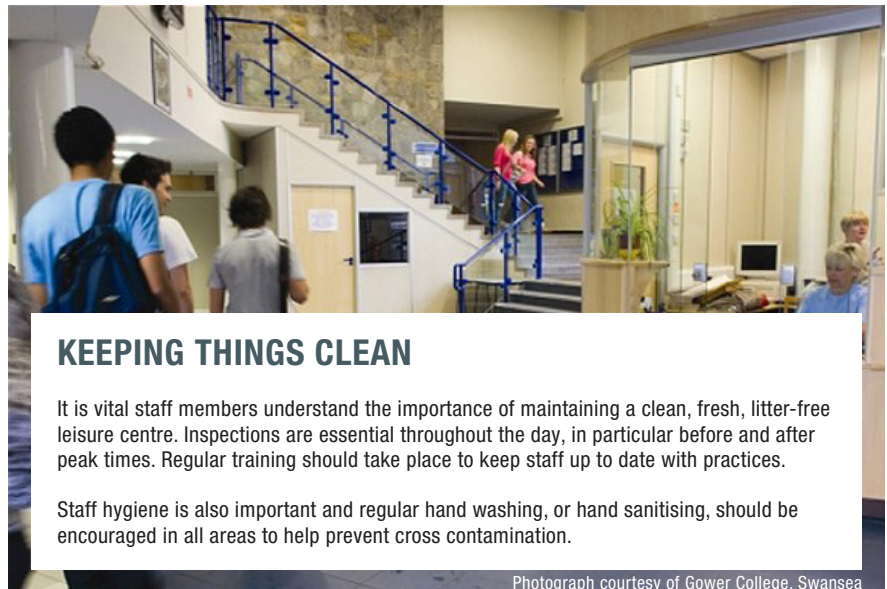
ODOUR NEUTRALISER

Eliminates odours



5l 750ml

- Highly effective, fast-acting odour neutraliser.
- Eliminates offensive malodours including urine, vomit, perspiration and rancid food.
- Suitable for use on a variety of washable hard surfaces, carpets, upholstery and bins.
- Leaves a pleasant, deodorising perfume.
- Kills bacteria. Passes EN 1276.



KEEPING THINGS CLEAN

It is vital staff members understand the importance of maintaining a clean, fresh, litter-free leisure centre. Inspections are essential throughout the day, in particular before and after peak times. Regular training should take place to keep staff up to date with practices.

Staff hygiene is also important and regular hand washing, or hand sanitising, should be encouraged in all areas to help prevent cross contamination.

Photograph courtesy of Gower College, Swansea

EVANS SUPPORT

WWW.EVANSVANODINE.CO.UK


Evans Vanodine has a wide variety of training support material and other helpful literature available on and offline:

Floor and carpet care guide
 Kitchen hygiene guide
 Housekeeping guide
 Hand care guide
 Washroom cleaning wallchart
 Toilet cleaning wallchart

Kitchen hygiene wallchart
 Bar and cellar wallchart
 Product information sheets
 Safety data sheets
 Microbiology reports
 Training support films

Please contact your distributor for more information, or visit our website to download.





Copyright © 2020 Evans Vanodine.
All Rights Reserved.

EVANS VANODINE

Evans Vanodine International plc
Brierley Road, Walton Summit, Preston, PR5 8AH, England.
tel: +44 (0)1772 322200
web: www.evansvanodine.co.uk
email: sales@evansvanodine.co.uk
export@evansvanodine.co.uk

